

05 Edit existing BIBFRAME Work we created

Yoel Kortick
Senior Librarian

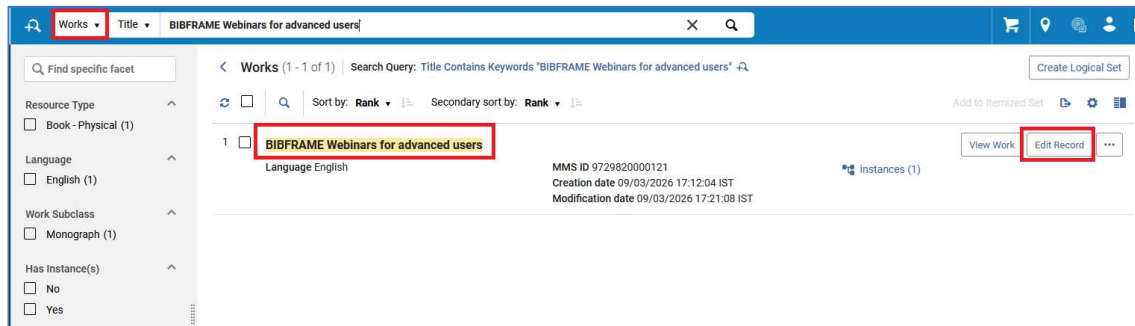
In this exercise we will edit a BIBFRAME Work, using the Work which we created in a previous exercise.

We will add a new section called "Contributor and role - Contribution" to the Work, and it will have two fields:

- Associated agent
 - Property = Associated agent
 - Class = Person
- Contributor role
 - Property = Contributor role
 - Class = Role

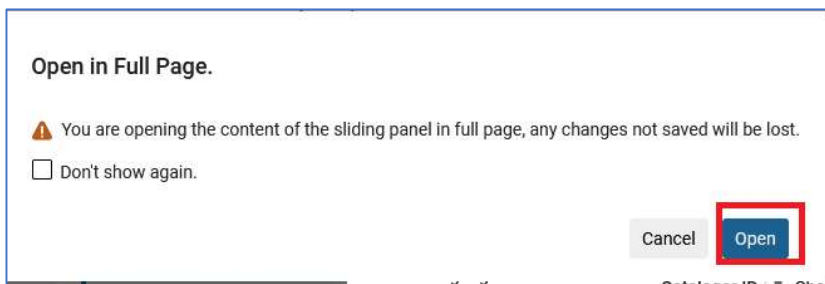
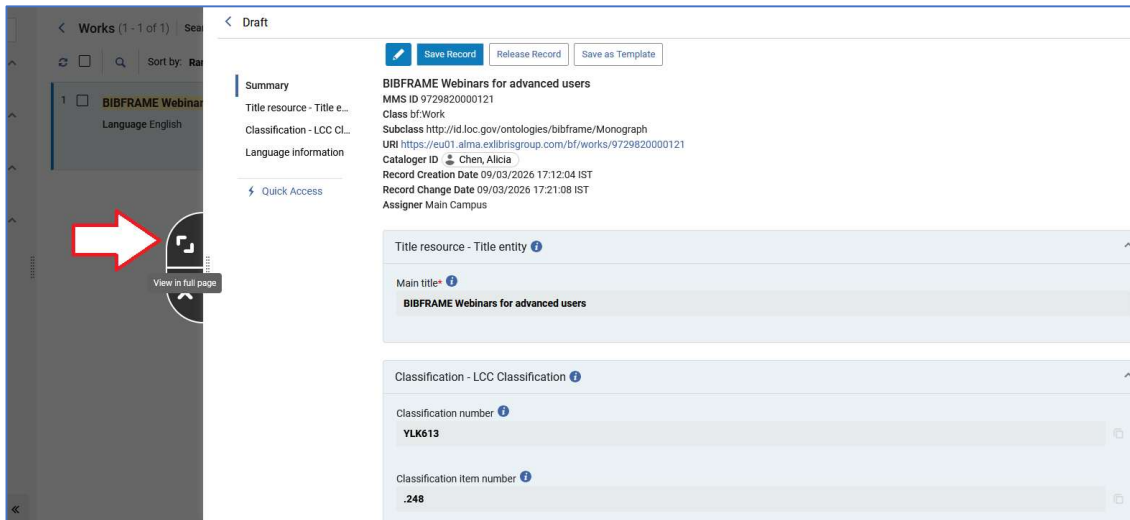
ONE

Search for the BIBFRAME Work we created in a previous exercise. Use the "Works" repository search. Upon locating the record click "Edit Record".



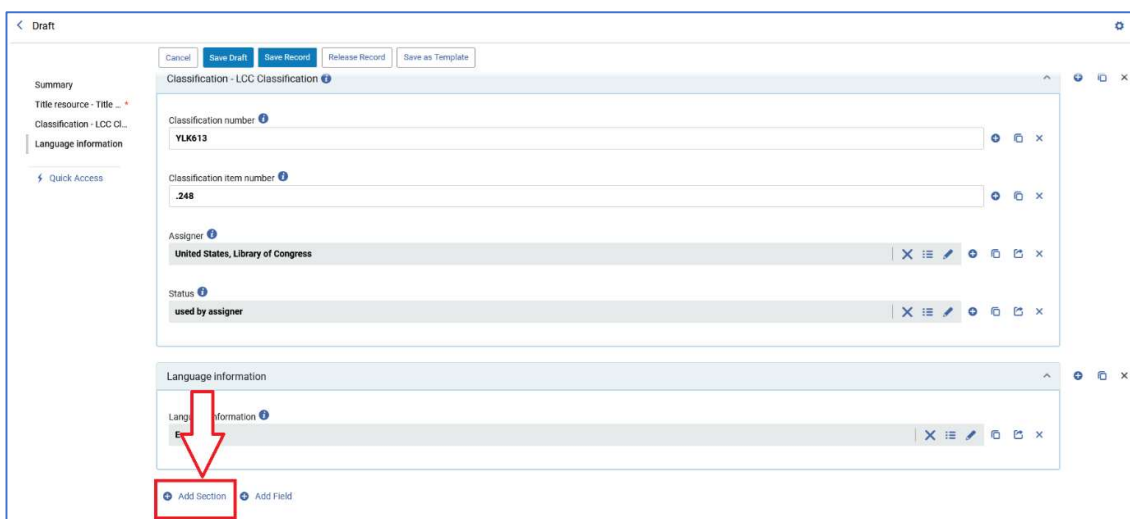
TWO

The Linked Open Data for BIBFRAME Editor opens with the record as a draft. Click to open in full page view



THREE

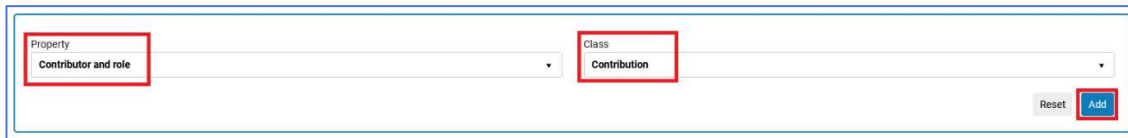
We will add a section "Contributor and role - Contribution". Click "Add Section" on the bottom.



Choose

- Property = Contributor and role
- Class = Contribution

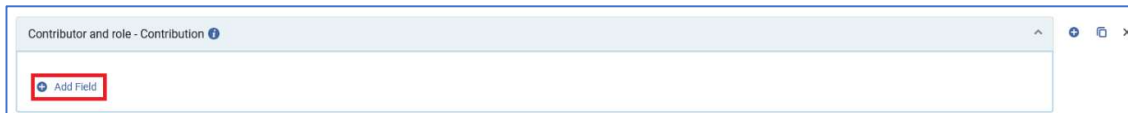
Click "Add"



A screenshot of a web form. On the left, there is a dropdown menu labeled 'Property' with 'Contributor and role' selected. On the right, there is a dropdown menu labeled 'Class' with 'Contribution' selected. Below these menus are 'Reset' and 'Add' buttons. Red boxes highlight the 'Property' dropdown, the 'Class' dropdown, and the 'Add' button.

FOUR

In the new section click the link to add a field which will be property "Associate agent" with class "Person"



A screenshot of a window titled 'Contributor and role - Contribution'. At the bottom left of the window, there is a button labeled 'Add Field' with a plus icon. A red box highlights this button.

Choose

- Property = Associated agent
- Class = Person

Click "Add"

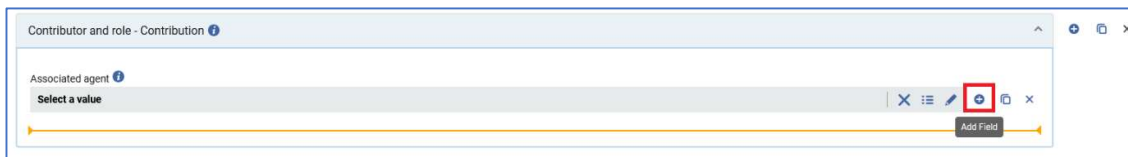


A screenshot of a window titled 'Contributor and role - Contribution'. Inside the window, there is a form with a 'Property' dropdown set to 'Associated agent' and a 'Class' dropdown set to 'Person'. 'Reset' and 'Add' buttons are visible. Red boxes highlight the 'Property' dropdown, the 'Class' dropdown, and the 'Add' button.

FIVE

In the new existing section "Contributor Role - Contribution" add another field which will be property "Contributor role" and class "Role"

Click the "Add Field" link next to the existing field (which we just now added) "Associated agent":

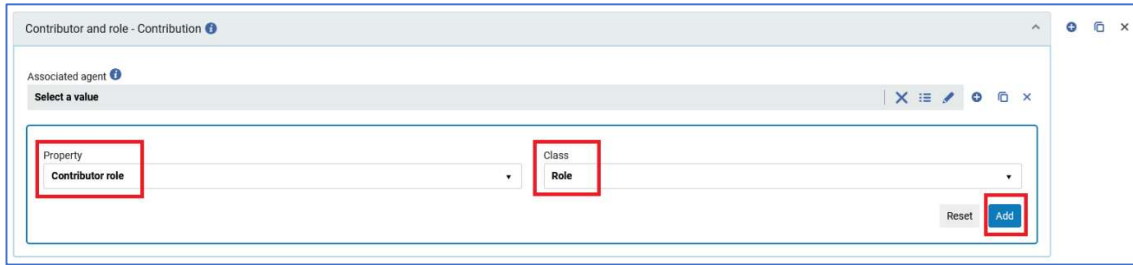


A screenshot of a window titled 'Contributor and role - Contribution'. It shows a field for 'Associated agent' with a 'Select a value' input. To the right of the field is an 'Add Field' button with a plus icon. A red box highlights this button.

Choose

- Property = Contributor role
- Class = Role

Click "Add"



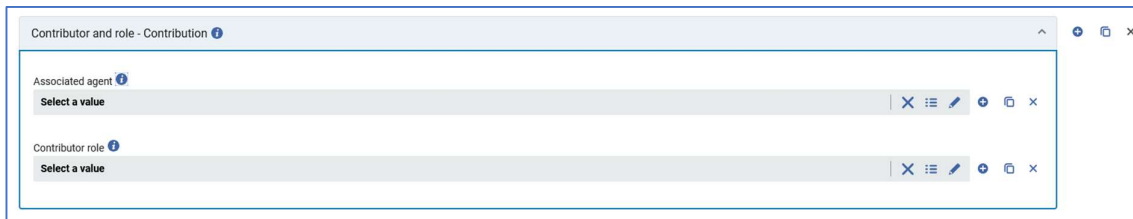
SIX

Now we have a new section "Contributor and role - Contribution" with two fields:

- Associated agent
- Contributor role

The field "Associated agent" has "Property = Associated agent" and "Class = Person"

The field "Contributor role" has "Property = Contributor role" and "Class = Role"

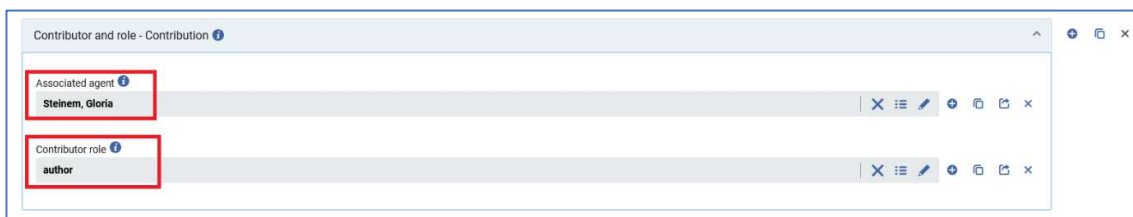


SEVEN

Use the lookup to add an associated agent (author) and role

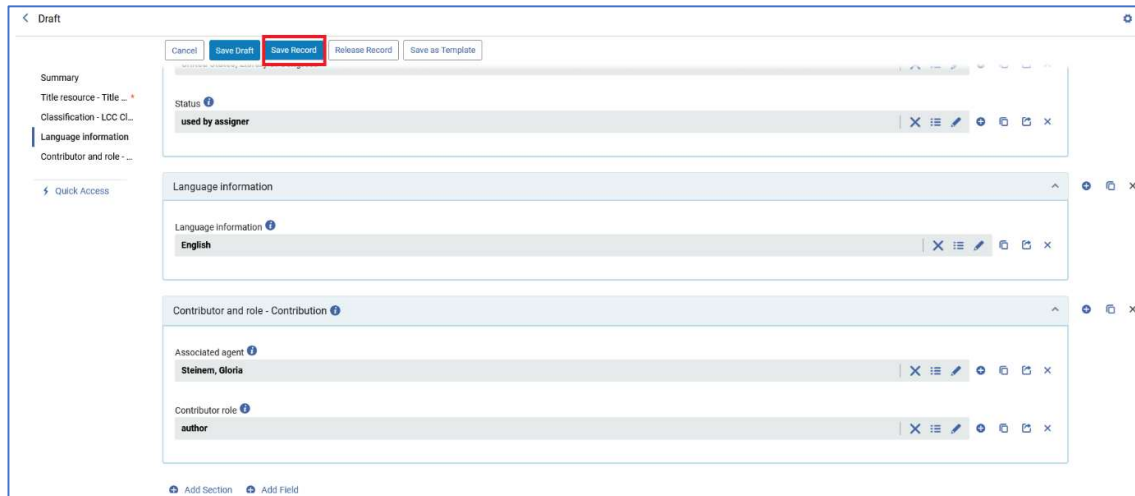


We have chosen to make the "Associated agent" be "Steinem, Gloria" and the "Contributor role" be "author":



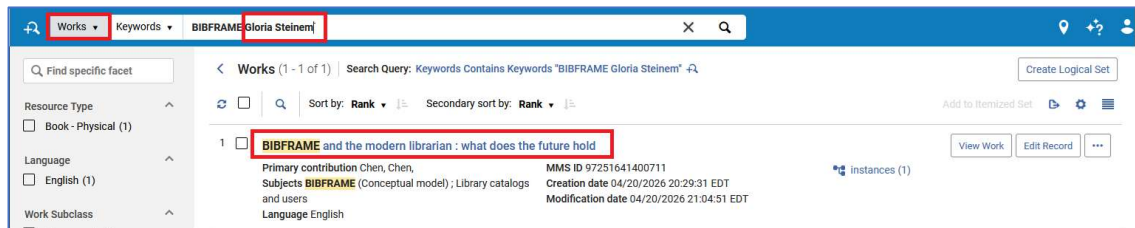
EIGHT

Click "Save record" using the "Save Record" button on the top.



NINE

Search for the Work using the associated agent added above and see that you find the Work.



TEN

Click the title of the record to view the record.

See the author that was just now added

1. In the "Work Record" in "View Mode = Table"
2. In the "Names" section

View Work Edit Record Linked Data Add Instances To Collec... View Instances Delete Work

View mode: **Table**

1	Work	Monograph Text
2	Title resource - Title entity	Main title BIBFRAME and the modern librarian Subtitle what does the future hold
3	Contributor and role - Primary contribution	Associated agent Chen, Chen, 1615-1670 Contributor role contributor
4	Subject	BIBFRAME (Conceptual model)
5	Subject	Library catalogs and users
6	Language information - Language entity	English
7	Content type - Content type	text
8	Table of contents content - Table of contents	Introduction – Chapter 1. Overview – Chapter 2. Analysis – Index
9	Contributor and role - Contribution	Associated agent Steinem, Gloria Contributor role author
10	Administrative metadata - Administrative metadata	AnchiM613 Description creation date 04/20/2026 20:29:31 EDT Description change d identifier (Source ALMA 97251641400711)

Names (1 - 2 of 2)

1	Chen, Chen, 1615-1670	Search Heading	Search Agent
2	Steinem, Gloria	Search Heading	Search Agent

Exercise complete